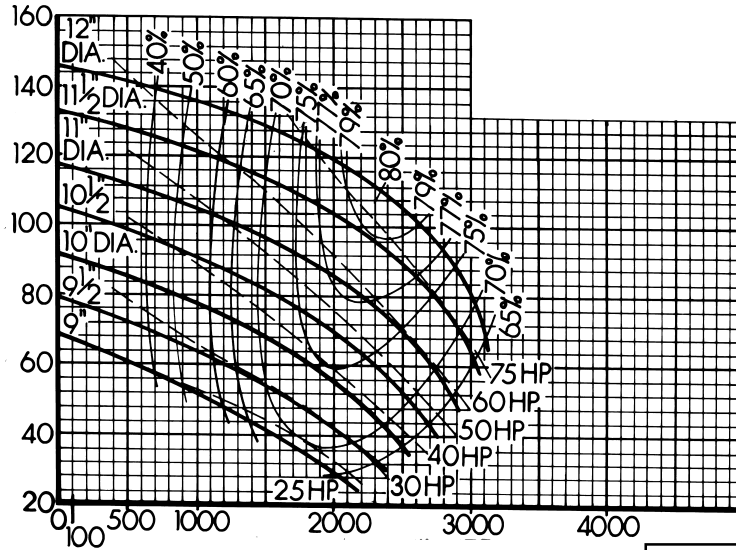


VERTIFLO PUMP COMPANY

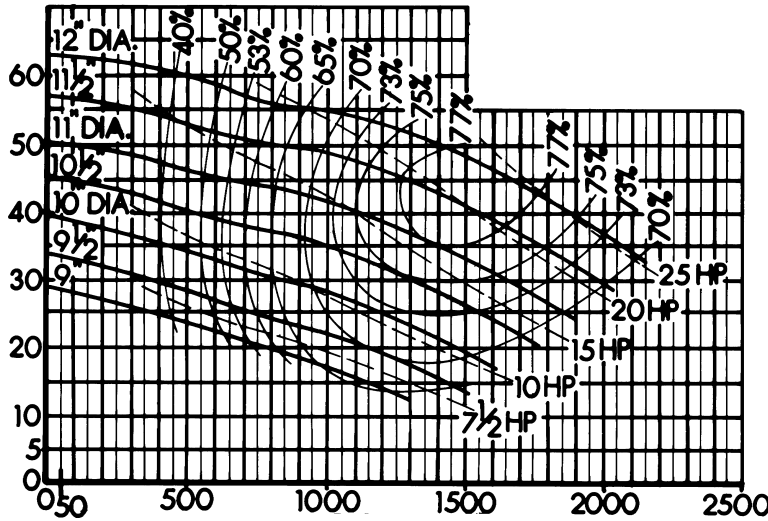
Curve 88124



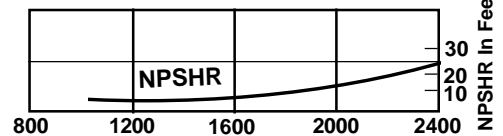
Series 1300 / 1400
 Size 8 X 8 X 12
 RPM 1750
 Max Sphere 1 1/2



Curve 88126



Series 1300 / 1400
 Size 8 X 8 X 12
 RPM 1150
 Max Sphere 1 1/2



1300

Performance at Casing Discharge Flange

Curves Show Performance with Liquid Having Specific Gravity 1.0 Viscosity • 30 SSU

CUSTOMER _____ CUSTOMER NO. _____

PROJECT _____

ENGINEER _____

CONTRACTOR _____

CONDITIONS: _____ GPM _____ TDH _____ HP _____ EFF% _____ IMP. DIA _____